

# # RAINING APPLES, BAGS, CATS AND DOGS

## PHONICS

WARM-UP / PAIRS  
SPEAKING



### OUTLINE

Students familiarise themselves with the rules and exceptions of phonics.

### MATERIALS

Blank ruled paper  
Rain image  
Umbrella cards

### PREPARATION

- 6 – 8 sheets of blank ruled paper
- 1 rain image
- 1 umbrella card for each pair

Choose 6 – 8 phonetic sounds to practice. Next, choose words that contain these sounds.

In black marker, write 1 word on each sheet of ruled paper. However, write the sound to practice in red. For example:

'cat'

It's best to laminate the blank ruled paper first and use non-permanent markers.

### HOW TO

Make pairs. Give each pair 1 umbrella card. Pairs place the card between them on the desk.

Introduce the words and the phonetic sounds. Demonstrate the correct pronunciation of each phonetic sound in red.

To begin, stack the 6 – 8 words like a deck of cards. Insert the rain image randomly into the 'deck'.

Hold the 'deck' with the front card and word visible to all students.


With the help of students, think of a fun rhythmical chant. Using the phonetic sound in red of the first card, students begin repeating the chant


After a few repetitions, quickly remove the front card to reveal the next word and sound. Without breaking rhythm students continue the chant, now with the new sound.

When the rain image is revealed, students race to get the umbrella card before their partner.

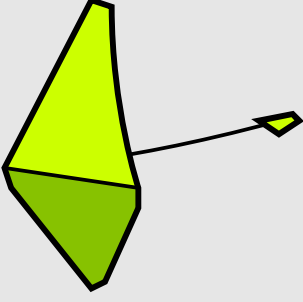
'Shuffle the deck' and play again.





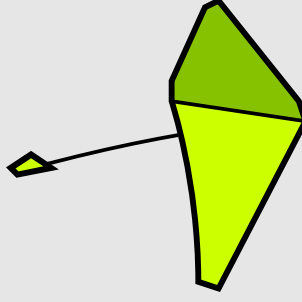


UMBRELLA



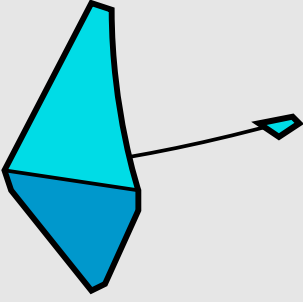
UMBRELLA

UMBRELLA



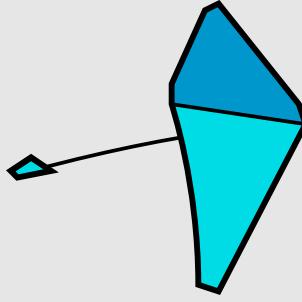
UMBRELLA

UMBRELLA



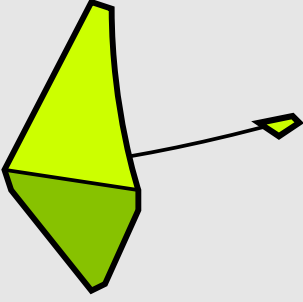
UMBRELLA

UMBRELLA



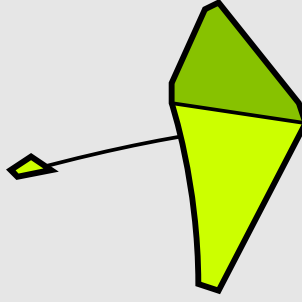
UMBRELLA

UMBRELLA



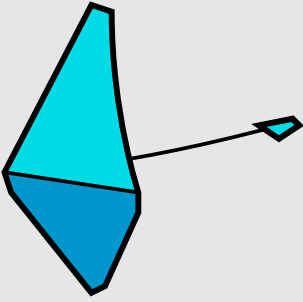
UMBRELLA

UMBRELLA



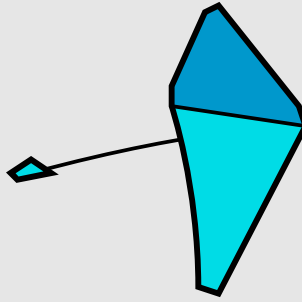
UMBRELLA

UMBRELLA



UMBRELLA

UMBRELLA



UMBRELLA